




# Doncaster Cables

## AUXILIARY SWA (H694-XL)

CU / XLPE / PVC / SWA / PVC



Manufactured to BS 5467 Table 18

Plain Annealed Copper Conductor / XLPE Insulated / PVC Bedded / Galvanised Steel Wire Armour / PVC Sheathed. 600/1000V

<b>Conductor</b>	Plain Annealed Copper Class 2 Stranded to BS EN 60228
<b>Insulation:</b>	Thermosetting XLPE Type GP8 to BS 7655-1.3
<b>Bedding:</b>	Compatible Polymeric Material (PVC)
<b>Steel Wire Armour:</b>	Galvanised Steel Wire
<b>Sheathing:</b>	PVC Type 9 to BS 7655-4.2
<b>Current Ratings:</b>	For current ratings refer to table 4E4A of BS7671 IET Wiring Regulations

Auxiliary Steel Wire Armoured cables are predominantly used for industrial wiring and signalling. They are designed to be used in industrial areas, areas with higher risk of mechanical stress/damage, in and around buildings and other similar environments.

These cables are designed to be installed in air, clipped to surface, on cable tray/ladder work, embedded in concrete and buried direct or in ducting underground.

**STANDARD CORE COLOURS**

WHITE NUMBERED CORES



**The British Cable Company You Can Trust**



Sales Office: Millfield Industrial Estate, Arksey Lane, Bentley, Doncaster, South Yorkshire, DN5 0SJ


Tel: 01302 821700 Email: [sales@doncastercables.com](mailto:sales@doncastercables.com)



# Doncaster Cables

## AUXILIARY SWA (H694-XL)

CU / XLPE / PVC / SWA / PVC



### Dimensional Details:

Product Code	Number and Nominal Cross Sectional Area of Conductor (mm <sup>2</sup> )	Nominal Stranding of Conductor (mm)	Nominal Radial Thickness of insulation (mm)	Nominal Radial Thickness of bedding (mm)	Nominal Diameter of Armour Wire (mm)	Nominal Radial Thickness of sheath (mm)	Approximate Overall Diameter (mm)	Approximate Weight (kg/km)	Reccomended Gland Size
7C1.5	7 x 1.5	7/0.53	0.6	0.8	0.9	1.4	15.2	506	20S
7C2.5	7 x 2.5	7/0.67	0.7	0.8	0.9	1.4	17.1	618	20
7C4.0	7 x 4.0	7/0.85	0.7	0.8	1.3	1.5	19.7	904	25
7C6.0*	7 x 6.0	7/1.04	0.7	0.8	1.3	1.6	21.3	1110	25
7C710*	7 x 10.0	7/1.35	0.7	0.8	1.6	1.6	25.6	1720	25
12C1.5	12 x 1.5	7/0.53	0.6	0.8	1.3	1.5	19.4	854	25
12C2.5	12 x 2.5	7/0.67	0.7	0.8	1.3	1.6	22.4	1080	25
12C4.0	12 x 4.0	7/0.85	0.7	1.0	1.6	1.6	25.7	1550	32
19C1.5	19 x 1.5	7/0.53	0.6	0.8	1.3	1.6	22.2	1120	25
19C2.5	19 x 2.5	7/0.67	0.7	1.0	1.6	1.7	26.6	1570	25
19C4.0	19 x 4.0	7/0.85	0.7	1.0	1.6	1.7	29.3	2050	32
27C1.5**	27 x 1.5	7/0.53	0.6	1	1.6	1.7	26.7	1120	32
27C2.5**	27 x 2.5	7/0.67	0.7	1.0	1.6	1.8	30.7	1570	32

\*Manufactured generally to BS5467

\*\* Not BASEC approved

Weight and dimensional information is provided as an approximate guide only.

Sales Office: Millfield Industrial Estate, Arksey Lane, Bentley, Doncaster, South Yorkshire, DN5 0SJ

Tel: 01302 821700 Email: sales@doncastercables.com






# Doncaster Cables

## AUXILIARY SWA (H694-XL)

CU / XLPE / PVC / SWA / PVC



### Multicore Loading

In practice, the majority of cores in a multicore control cable of 7 cores and above carry only small or intermittent current and a current rating based on the assumption that all cores are equally loaded is quite unrealistic. In most cases only two cores, the line and neutral feed cores are likely to approach the maximum permitted loading. The current rating for twin core cable can therefore be used in these cables.

Where more than two cores are known to carry an appreciable current, the multiplying factors applicable to the two core ratings are given below.

The normal current rating for twin cable may also be used in cases where the number of cores carrying appreciable current does not exceed the square root of the total number of cores in the cable.

Number of loaded cores	3	4	5	6	7	10	12	14
Multiplying factor	0.87	0.78	0.72	0.67	0.63	0.56	0.53	0.51

Number of loaded cores	19	24	27	30	37	44	46	48
Multiplying factor	0.45	0.42	0.40	0.39	0.36	0.34	0.33	0.33

